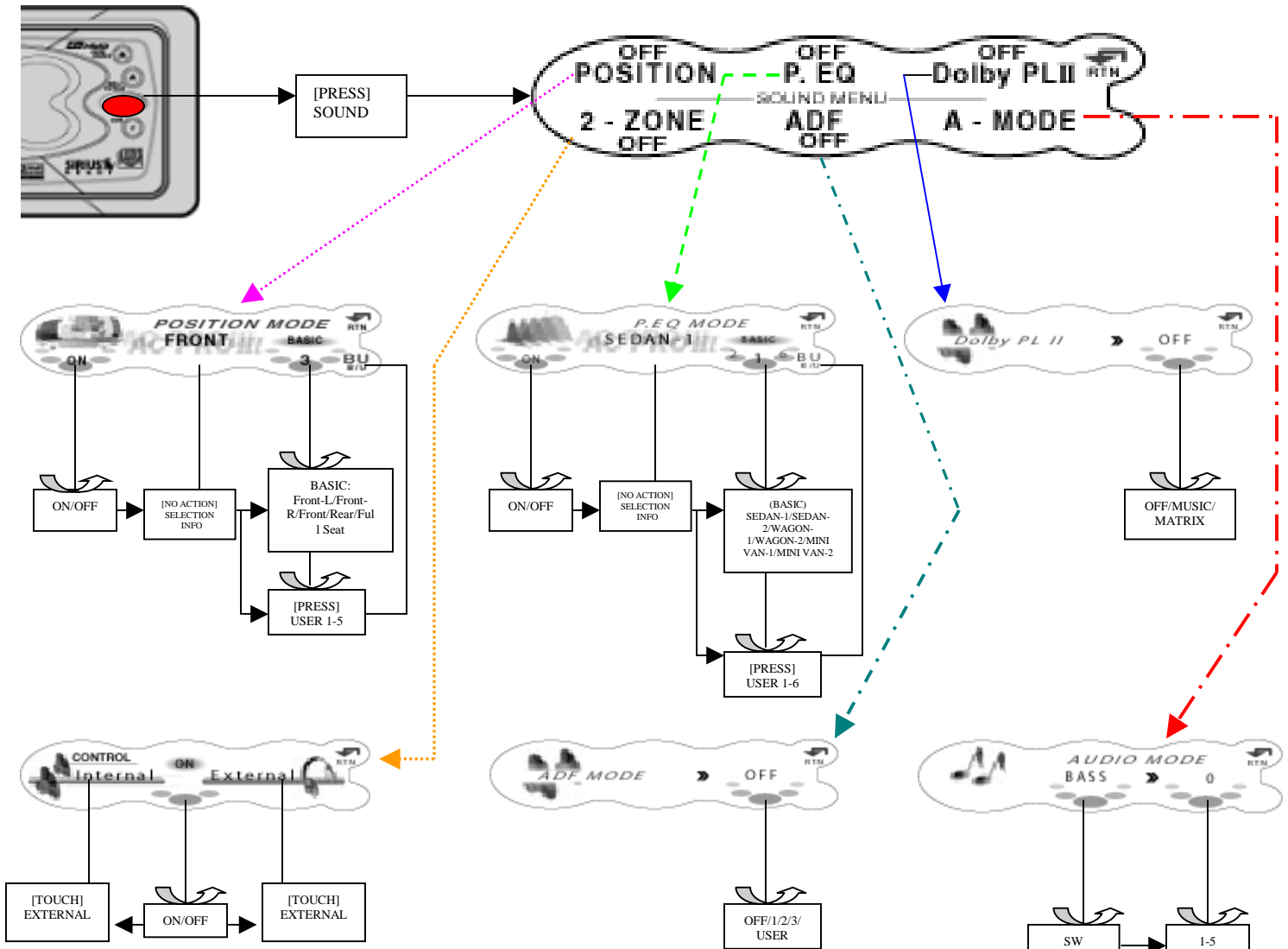


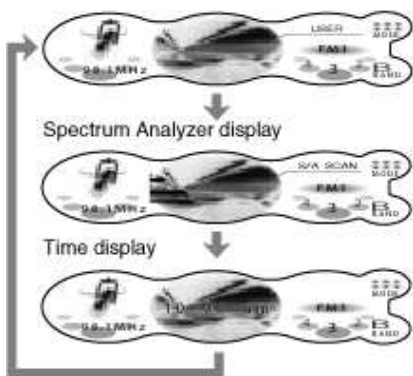
SOUND MENU: VSE/P.EQ/DOLBY PRO LOGIC II/2 ZONE/ADF/A-MODE



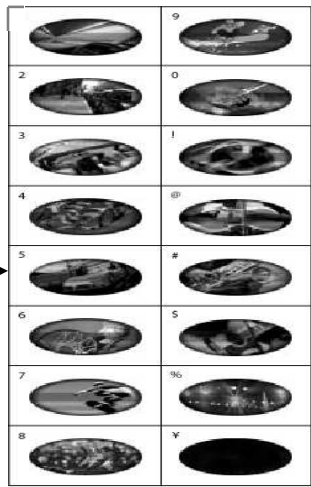
- SW VOLUME → 1-5
- *BASS → 1-6
- *TREBLE → 1-6
- BALANCE → R: 1-13
L: 1-13
- FADER → F: 1-12
R: 1-12

*** Bass and Treble mode can be adjusted only when the Dolby Pro Logic II mode is set to "OFF (refer to Sound Menu Page)" and "EQ SELECT" IS SET TO "BAS/TREB (Refer to ADJ Menu Page)."**

SWITCHING DISPLAYS AND WALL PAPERS



1. TOUCHING AND HOLDING THE CENTER OF THE DISPLAY FOR 1 SECOND OR LONGER SWITCHES WALL PAPER DESIGNS WHEN PLAYING AN AUDIO SOURCE.



1. TOUCH THE CENTER OF THE DISPLAY TO SWITCH BETWEEN SPECTRUM ANALYZER, TIME DISPLAY AND TITLE DISPLAY.